

Product Data Sheet

RamShield® Transition



Last Updated: March 2024

Containment Level	MASH TL3
Impact Condition	2270 kg pick-up truck, 100km/h, 25°
Dynamic Deflection	0.47 m
System Height	1000 mm
System Width	235 mm
System Finish	Hot dip galvanized
Post Length	1860 mm
Post Dimensions	150 x 110 x 4.3 mm
Post Mass	24 kg
Upstream Connections	RamShield® W-Beam RamShield® High Containment
Downstream Connections	Concrete Barrier or Abutment CrocGuard® Bridge & Culvert Barrier

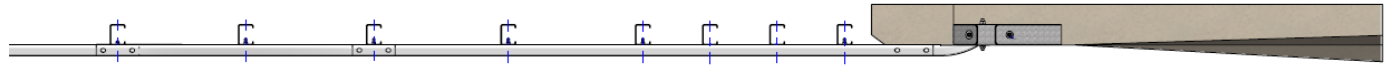


Product Data Sheet

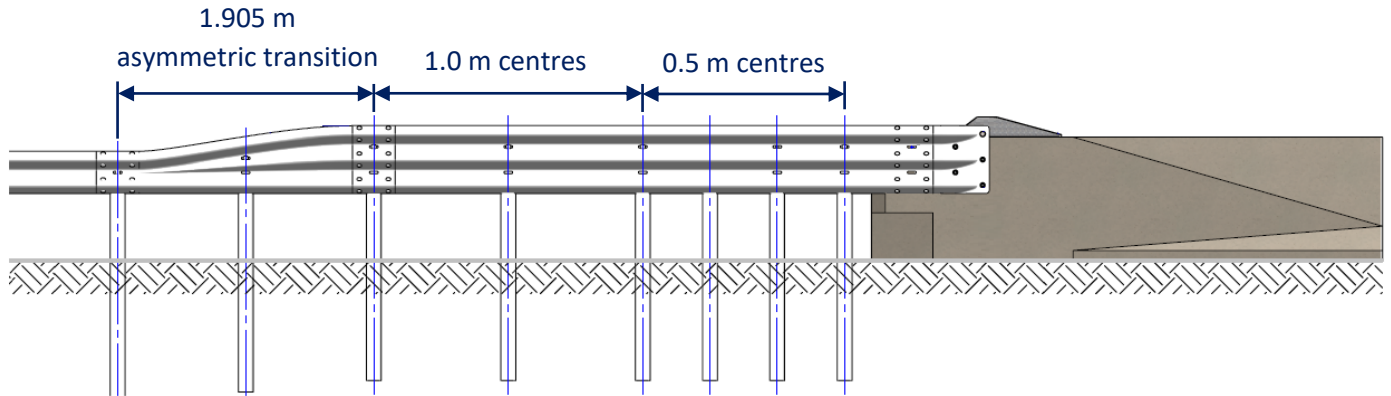
RamShield® Transition



Connection to RamShield® W-Beam



PLAN VIEW

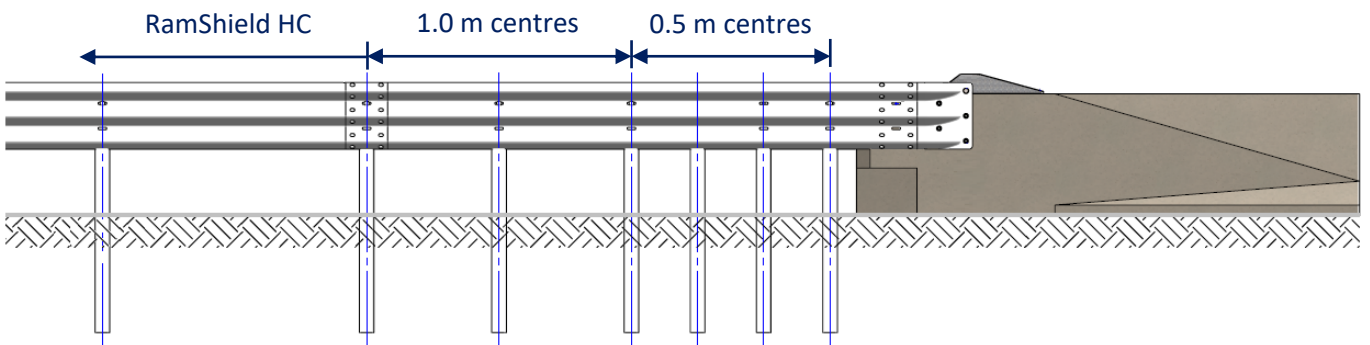


FRONT VIEW

Connection to RamShield® High Containment (HC)



PLAN VIEW



FRONT VIEW