

# Product Data Sheet

## RamShield® W-Beam



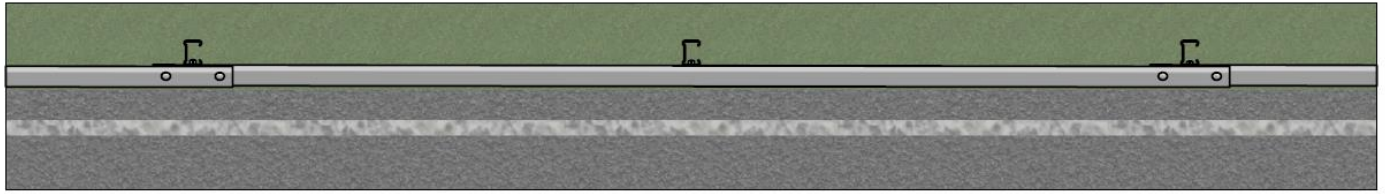
Last Updated: March 2024

Containment Level	MASH TL3
Impact Condition	2270 kg pick-up truck, 100km/h, 25°
Dynamic Deflection	1.56 m
Standard Post Spacing	2.0 m centres
System Height	730 mm to 820 mm
System Width	185 mm
System Mass	19.75 kg per metre
System Finish	Hot dip galvanized
Post Length	1560 mm
Post Dimensions	100 x 70 x 4.5 mm
Post Mass	15 kg
Installation Variants	Reduced post spacing Posts with reduced embedment depth (600 mm) Posts with baseplates Maximum 6m span without posts BikerShield motorcycle barrier attachment

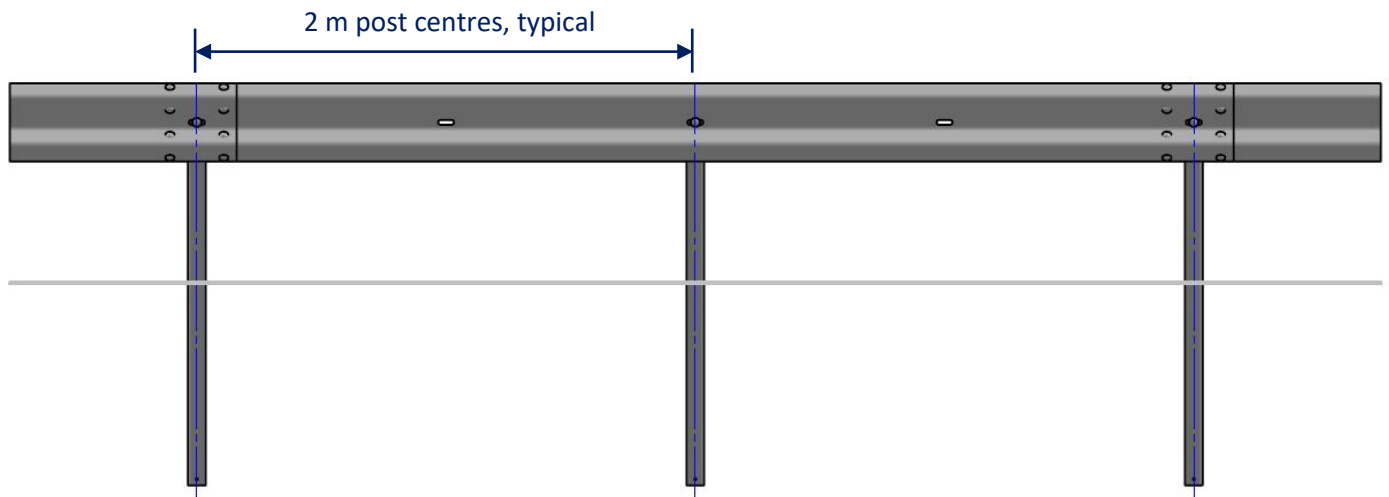


# Product Data Sheet

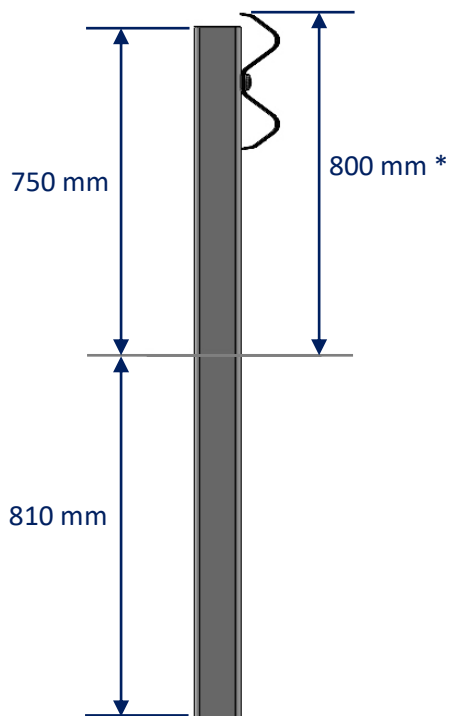
## RamShield® W-Beam



**PLAN VIEW**



**FRONT VIEW**



**SIDE ELEVATION**

\* RamShield W-Beam has been crash tested at rail heights of between 730mm and 820mm above ground level. An installed height of 800mm provides compatibility with MASH compliant guardrail end terminals.